

**AKAPP-
STEMMANN BV**



Nylon chains for cables and hoses

- Overview

Nijverheidsweg 14
3771 ME Barneveld
The Netherlands




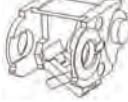



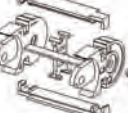

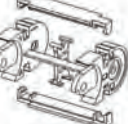
Phone +31 342 403900
Fax +31 342 403912
eMail info@akapp.com
URL www.akapp.com



AKAPP-STEMMANN

Member of the Fandstan Electric Group

This page shows an overview of all chain types of series "Mini & Medium" that can be delivered from stock. For other dimensions or performances, please ask our sales office.

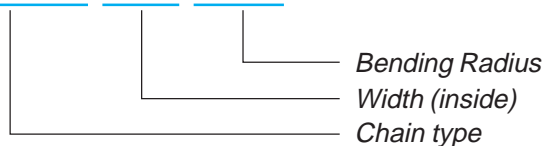
Product	Type	Pitch	Bending Radius R	Weight kg/m	Max. speed m/sec	
SERIES MINI & MEDIUM						
		ASN015.10	15	18, 38	0,106	10
		ASN015.15	15		0,111	
		ASN015.20	15		0,115	
		ASN020.15	20	38	0,245	10
		ASN020.20	20		0,26	
		ASN020.30	20		0,285	
		ASN020.40	20		0,31	
		ASN030.15	30	48, 75, 100	0,38	10
		ASN030.25	30		0,40	
		ASN030.35	30		0,42	
		ASN030.50	30		0,44	
		ASN036N.035	36	50, 90, 120, 150	1,18	10
		ASN036N.055	36		1,21	
		ASN036N.075	36		1,29	
		ASN036N.100	36		1,40	
		ASN050N.050	50	75, 100, 125, 200	1,86	10
		ASN050N.075	50		1,98	
		ASN050N.100	50		2,10	
		ASN050N.125	50		2,28	
		ASN050N.150	50		2,36	



How to order:









Complete the code by inserting the value of the bending radius, e.g.:

ASN050N. 075. R100




AKAPP Cable chains are made of polyamide 6 with glass fiber, bearing up against low and high temperature and any shocks.

The chains are using single pintype so that they hardly separate from each link, using for a long time with high speed.

Temperature °C	Clearance				Chain cross sections					Divider possible with frame		
	A	B	C	D								
SERIES MINI & MEDIUM												
-30 - +130	16,6	13	10	10	X					X		
	21,6	13	15	10	X					X		
	26,6	13	20	10	X					X		
-30 - +130	24	20	15	14,5					X	X		
	29	20	20	14,5					X	X		
	39	20	30	14,5					X	X		
	49	20	40	14,5					X	X		
-30 - +130	29	26	15	19				X		X		
	39	26	25	19				X		X		
	49	26	35	19				X		X		
	64	26	50	19				X		X		
-30 - +130	59	38	35	28			X					X
	79	38	55	28			X					X
	99	38	75	28			X					X
	124	38	100	28			X					X
-30 - +130	78	52	50	40			X					X
	103	52	75	40			X					X
	128	52	100	40			X					X
	153	52	125	40			X					X
	178	52	150	40			X					X






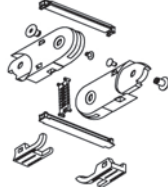
Calculation of the chain length
(see also drawing on page 6):

$$L = \frac{L_s}{2} + L_p$$



This page shows an overview of all chain types of series “System”, “Sliding” and “Enclosed” that can be delivered from stock.

For other dimensions or performances, please ask our sales office.

Product		Type	Pitch	Bending Radius R	Weight kg/m	Max. speed m/sec
SERIES SYSTEM						
		ASN068N	68	100, 150, 200	3,57	10
		ASN077N	77	120, 200, 250	3,72	10
		ASN095N	95	150, 200, 280	5,29	10
		ASN120N	120	200, 300, 400	5,68	10
SERIES SLIDING						
		ASN036S.035	36	70, 90, 120	1,25	10
		ASN036S.055	36		1,31	
		ASN036S.075	36		1,36	
		ASN036S.100	36		1,46	
		ASN068S	68	100, 150, 200	3,89	10
		ASN095S	95	150, 230, 280	5,81	10



How to order:









Complete the code by inserting the value of the bending radius, e.g.:

ASN036S. 100. R120



AKAPP Cable chains are made of polyamide 6 with glass fiber, bearing up against low and high temperature and any shocks.

The chains are using single pintype so that they hardly separate from each link, using for a long time with high speed.

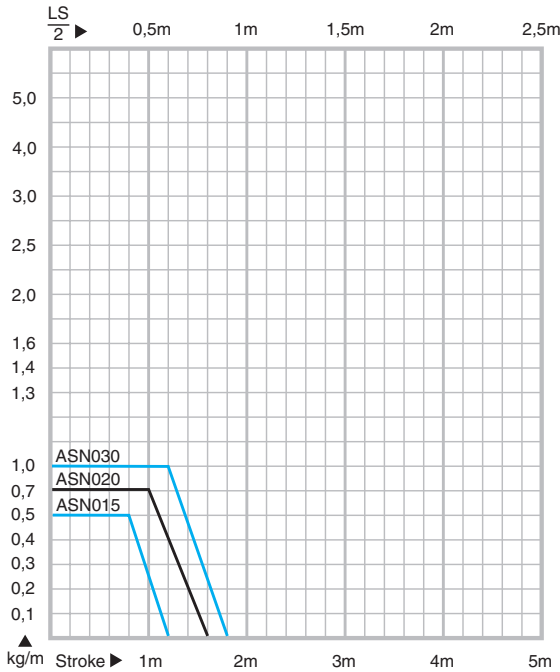
Temperature °C	Clearance				Chain cross sections					Divider possible with frame		
	A	B	C	D								
SERIES SYSTEM												
-30 - +130	C+30	60	50-400	40			X					X
-30 - +130	C+30	70	50-400	50			X					X
-30 - +130	C+40	82	75-400	54			X					X
-30 - +130	C+40	108	75-400	80			X					X
SERIES SLIDING												
-30 - +130	67	41	35	28			X				X	
	87	41	55	28			X				X	
	107	41	75	28			X				X	
	132	41	100	28			X				X	
-30 - +130	96-446	65	50-400	40			X				X	
-30 - +130	129-454	89	75-400	54			X				X	

Calculation of the chain length
(see also drawing on page 6):

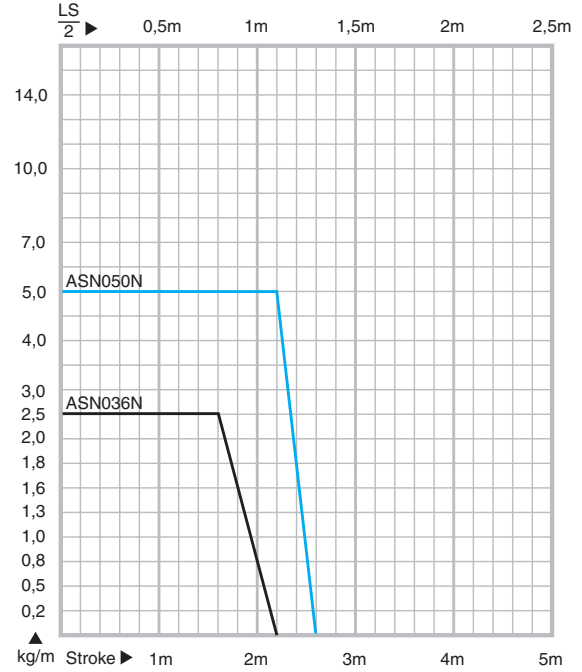
$$L = \frac{L_s}{2} + L_p$$



Determining of the self-supporting length per chain series

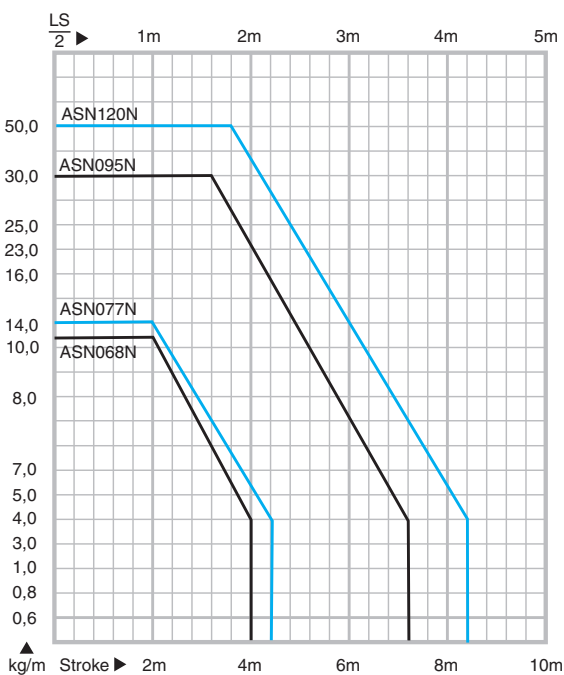


SERIES MINI



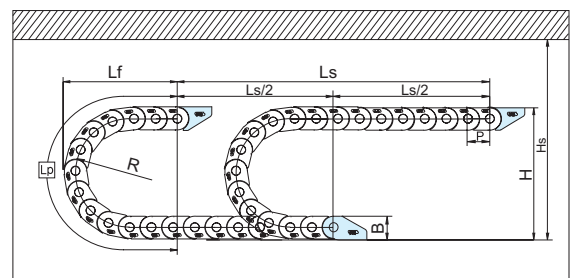
SERIES MEDIUM

SERIES SYSTEM



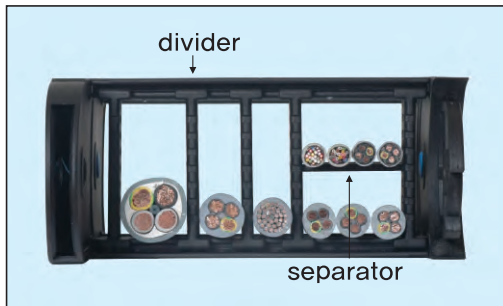
Calculation of the chain length
(see drawing):

$$L = \frac{L_s}{2} + L_p$$



■ ADVANTAGES FOR VARIOUS INDUSTRIAL FIELDS

Industrial machine, Robots, Machine Tools, Industrial welding line, Conveyor, Loader, Automatic systems, Printing machine, Railway construction, Crane, shipyard etc. . The application of AKAPP cable chains, protecting moving cables, are various in industries in general, even a high speed (3m/s). AKAPP cable chains will provide protection for the cables or hoses carried inside at considerable travel distances. AKAPP cable chains made of high-quality engineering plastic (PA) or plastic in combination with other materials can be used wherever a cable carrier system is required and the operation environment allows or demands the use of plastic.



Necessary clearance in cable chain


The cables/hoses must be installed twist-free in the cable chain. Principally separators have to be provided between flat cables installed on top of each other. For dimensioning the necessary clearance, see the following standard values:

- for round cable : 10% of the cable diameter
- for flat cables : each 10% of the cable width resp. thickness
- for hoses : 20% of the hose diameter



Cable arrangement I

The cables/tubes should be placed separately rather than on the top of one another.



Bending radius "R"

The necessary minimum bending radius for a cable chain complies always with the most inflexible cable or hose. The following formula is to be considered for selecting the minimum bending radius.

$$R_{\min} > 8 - 10x \text{ cable outer diameter}$$

$$R_{\min} > 15 - 20x \text{ hose outer diameter}$$



The fixing of the cables/hoses

The fixing of the cables/hoses depends upon the type, the length of the cable chain and the fitting position.

The clamping of the cables/hoses has to be executed in a distance of about $30x D_{\max}$ from the last flexible hinge of cable chain.



Cable arrangement II

The cables/hoses must be installed symmetrically in the chain, having the greater and larger ones placed towards the outside and the smaller ones in the middle.

AKAPP - STEMMANN: Flexible with energy!



AKAPP-STEMMANN is world-wide very succesful with the range of conductor bar systems. We offer you the best possible solution for almost every application in whatever the circumstances. Please try us!



Our cable and hose reels prove their worth daily in numerous situations, whether it concerns spring driven cable for the power consumption of cranes or spring driven hose reels in a fireworks garage. Naturally, we can also supply the correct high-flexible cable!



The sophisticated program of dragchains, made from metal as well as plastic, are designed for numerous applications, from an automated lathe to an offshore platform.

More informations on our products can be found in our brochures. We are happy to send you the catalogues on request. You can also visit our internet site, www.akapp.com, serving you 24 hours a day!